

TECHNICAL SPECIFICATION

ATTIC LADDER LSF

I. APPLICATION

LSF is a fire rated scissor attic ladder designed to provide safe and easy access to non-inhabited spaces. It eliminates a need for installing more expensive and space consuming staircases. Fire rated scissors metal model **LSF** for building codes require fire protections.

II. STRUCTURE

No.	Element	Description
1	Hatch	insulated, fire-resistant white hatch thickness: 2 $\frac{1}{8}$ " thermal insulation thickness: 1 $\frac{1}{8}$ " hatch equipped with a lock
2	Frame	metal ladder box with metal trim and quick-installation brackets included height: 5 $\frac{1}{2}$ "
3	Ladder	metal scissor ladder
4	Steps	metal, equipped with anti-slip profile step width: 3 $\frac{1}{8}$ " length: 11 $\frac{1}{8}$ ", 12 $\frac{3}{8}$ "
5	Standard Accessories	control rod for opening the hatch

III. DIMENSIONS

No.	Rough Opening	Room height
1	22 $\frac{1}{2}$ " x 47"	8' 10 $\frac{1}{4}$ " - 9' 10 $\frac{1}{8}$ "
2	25" x 47"	

IV. TECHNICAL PARAMETERS

Maximum loading	350 lbs
Fire-Rated	EI ₂ = 60 min

V. COMPATIBLE ACCESSORIES

Ladder Balustrade LXB-U	The balustrade is available in one standard size 30"x54" for all attic ladders.
LSS additional step	To increase the length of the LSF ladder you can use an extra step: LSS-30 for size 22 $\frac{1}{2}$ " x 47", LSS-32 for size 25" x 47".

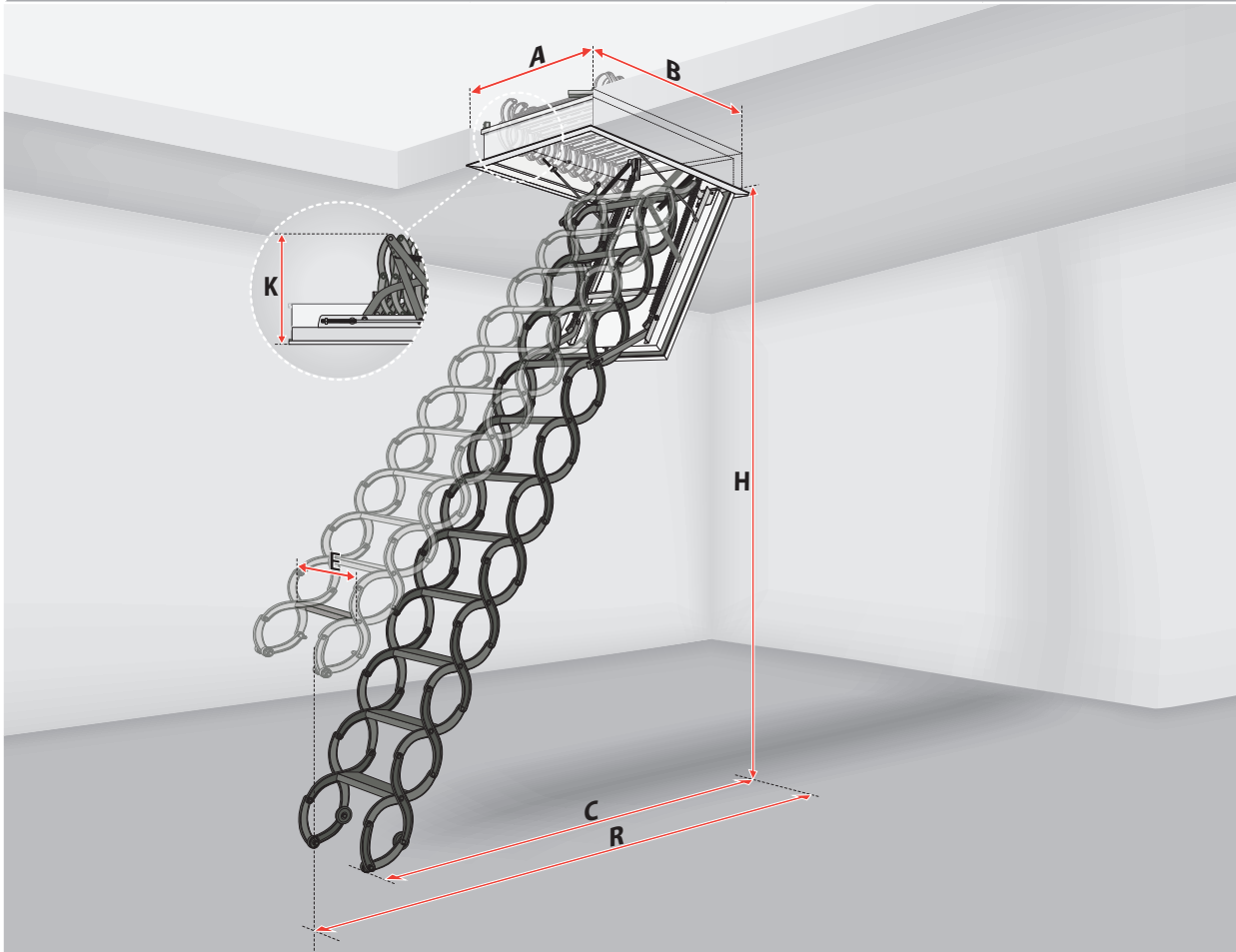




VI. ASSEMBLY INFORMATION

The LSF Attic Ladder is delivered to the customer **fully assembled** and does not require any pre-installation work. Installation of the product must be carried out in accordance with the included fitting instructions.

Pre-installation, installation and safety instruction: <http://www.fakrousa.com/our-products/offer/-installation-instructions/>
 Installation movies: <http://www.fakrousa.com/our-products/offer/attic-ladders/>

VII.DETAILED DIMENSIONS



				1 steps removed		standard length of ladder (10 steps)		1 additional step	
LSF		22x47	25x47						
Ceiling height	H	8' 10 ³ / ₈ " - 9' 10 ¹ / ₈ "		7' 10 ¹ / ₂ "	8' 10 ³ / ₈ "	8' 10 ³ / ₈ "	9' 10 ¹ / ₈ "	9' 10 ¹ / ₈ "	10' 6"
Rough opening	AxB	22 ¹ / ₂ "x47"	25"x47"	Ladder dimensions are equal to all sizes.					
Outside frame dimensions		22"x46 ⁵ / ₈ "	24 ¹ / ₂ "x46 ⁵ / ₈ "						
Outside frame dimensions including trim		24 ¹ / ₂ "x49"	27"x49"						
Internal dimensions		20"x45 ¹ / ₄ "	22 ¹ / ₂ "x45 ¹ / ₄ "						
Projection	R	67" - 71"		65"	65"	67"	71"	72 ⁷ / ₈ "	82 ³ / ₄ "
Landing space	C	65" - 51 ¹ / ₄ "		39 ³ / ₈ "	55 ⁵ / ₈ "	65"	51 ¹ / ₄ "	47 ¹ / ₄ "	55 ¹ / ₈ "
Folded ladder height	K	17 ³ / ₄ "							
Frame height		5 ¹ / ₂ "							
Step length	E	11 ⁷ / ₈ "	12 ⁷ / ₈ "						
Step width		3 ¹ / ₈ "							
Possibility of adding additional steps		LSS-30	LSS-32						