



TECHNICAL SPECIFICATION



Flat roof skylight DEF DU6



I. APPLICATION

Installation	required roof pitch 2° - 15°
	deck mounted

II. FEATURES

Frame structure	multi-chamber PVC profile insulated with polystyrene
Glazing	DU6 - triple pane passive glazing with TGI warm spacers, argon gas and two low-E coatings. Tempered external and laminated internal glass.
Termination Bar	included aluminum profiles to secure roofing membrane into the skylight frame
Opening method	electric in Z-wave wireless system
Warranty	10 years for skylight and glazing, 2 years for electric control elements
Equipment	- ZRH12 remote control - ZZ60h power supply - ZRD rain sensor

III. TECHNICAL PARAMETERS

Technical parameters	Glazing unit type		
	Unit	DU6	Harmonised standards
U-factor	[BTU/h ft²F]	0.23	NFRC 100
U-factor for glazing unit	[BTU/h ft²F]	0.18	NFRC 100
Visible transmittance factor	-	0.35	NFRC 200
Condensation resistance	-	71	NFRC 500
Solar factor g	-	0.43	EN 1279-5 + A2:2010
Wind load resistance	Class C5/B5 Class C2/B2*		EN14351-1:2006+A2:2016
Impact resistance	Class 5 - 950 mm		EN14351-1:2006+A2:2016

*for windows wider or longer than 55"

IV. OPTIONAL ACCESSORIES

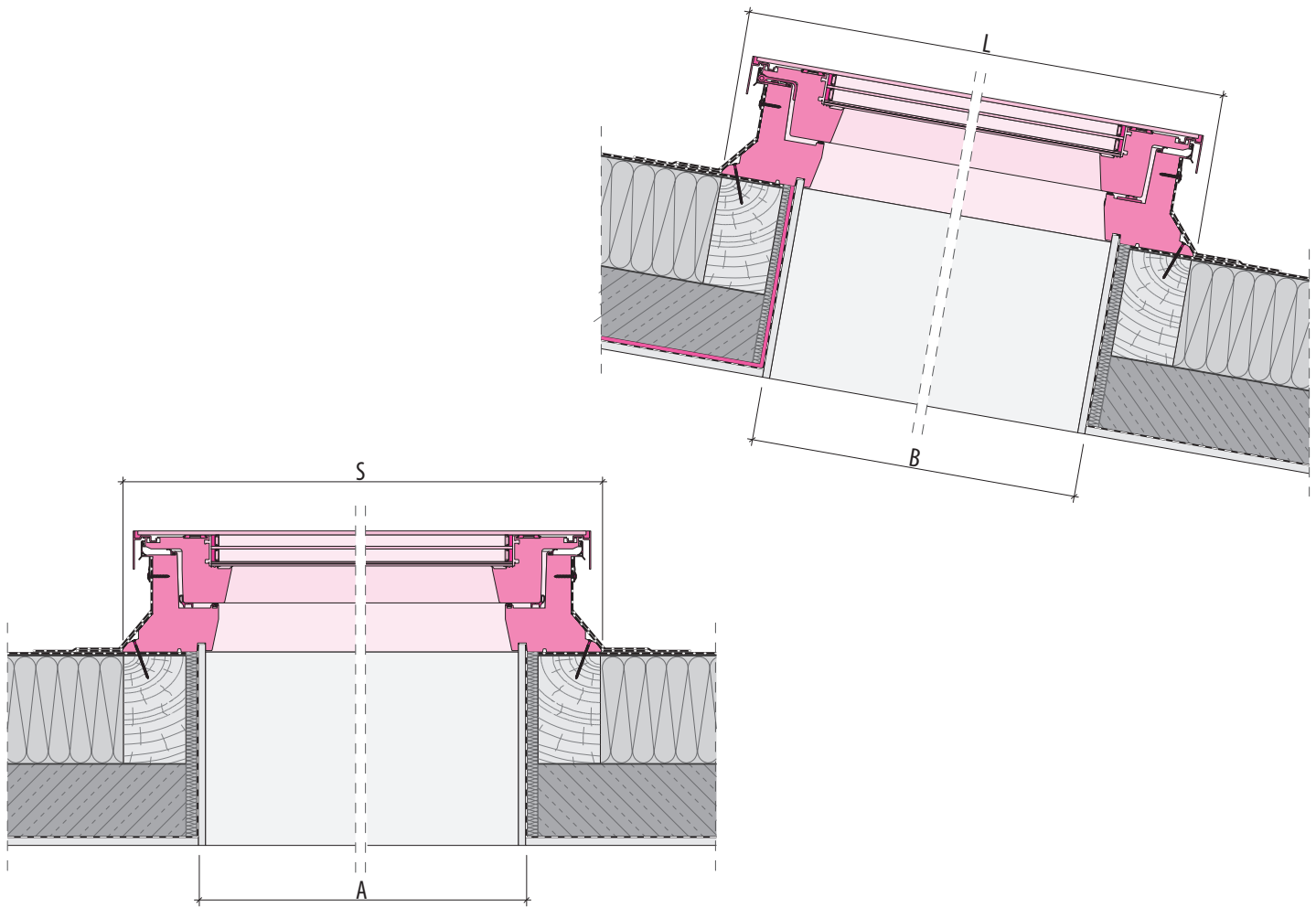
Mounting accessories	- the XRD installation base allows raising the window above the roof by 6". Maximum 2 bases can be joined. - the XRD/W installation base allows raising the access roof light above the roof by 6". Maximum 3 bases can be joined. - the XRD/A installation base allows raising the roof light mounting angle by 3°.
External accessories	- AMZ/F Solar awning blind
Internal accessories	- ARF/D, ARF/D Z-wave blackout blinds - APF/D pleated blinds

Features:

- suitable for roof pitches between 2-15 degrees
- Triple-glazed DU6 skylight has an R-value of 8.1
- perfect solution for passive houses
- sound reduction index Rw 34 dB
- can be used with roofing products as TPO, PVC, EPDM single ply or torched down membranes
- range of internal and external accessories available

V. DIMENSIONS

Size		30" x 30"	30" x 36"	36" x 36"	36" x 48"	48" x 48"
Rough opening (AxB)	in.	29 ⁷ / ₈ x 29 ⁷ / ₈	29 ⁷ / ₈ x 34 ³ / ₄	34 ³ / ₄ x 34 ³ / ₄	34 ³ / ₄ x 46 ⁵ / ₈	46 ⁵ / ₈ x 46 ⁵ / ₈
Outside frame (SxL)	in.	39 ¹ / ₄ x 39 ¹ / ₄	39 ¹ / ₄ x 44 ¹ / ₈	44 ¹ / ₈ x 44 ¹ / ₈	44 ¹ / ₈ x 55 ⁷ / ₈	55 ⁷ / ₈ x 55 ⁷ / ₈



FAKRO America LLC
39 W. Factory Road, Addison, IL
Ph: 630-543-1010 / office@fakrousa.com