




## TECHNICAL SPECIFICATION



### Curb Mounted Fixed Skylight FXC



#### I. APPLICATION

Installation	0°-60° 0°-14° (no flashing required) 15°-60° (recommended EL-C or EH-C flashing)
	curb mounted

#### II. FEATURES

Frame material	Multi-chamber white PVC profile
Frame finish	White PVC profiles from the inside and black from the outside
Glazing	G33 - Low-E tempered over laminated - double-pane glazing unit with warm TGI spacer and Argon gas
Gaskets System	Two rubber gaskets
Warranty	10 years for skylight and glazing

#### III. TECHNICAL PARAMETERS

Technical parameters	Glazing unit type		
	Unit	G33	Rating
U-factor	[BTU/h ft²F]	0.46	NFRC 100
Solar Heat Gain Coefficient	-	0.22	NFRC 200
Air Leakage	[cfm/ft²] @ 1,57 psf, tested size 24x70	0.06	NFRC 400
Visible Transmittance	-	0.42	NFRC 200
UV protection	-	99.7	EN 410-2011
Condensation Resistance	-	62	NFRC 500
Water Penetration Resistance Test Pressure	[Pa]	720	(NAFS 2011) & A440S1-17

#### IV. ADDITIONAL PRODUCTS TO BE USED

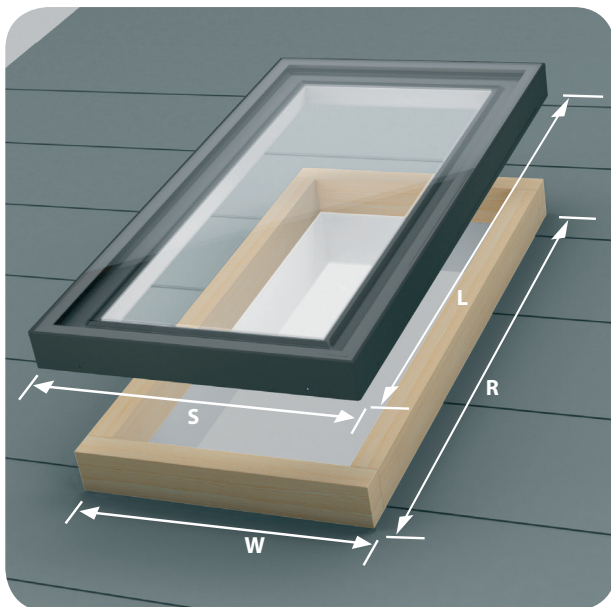
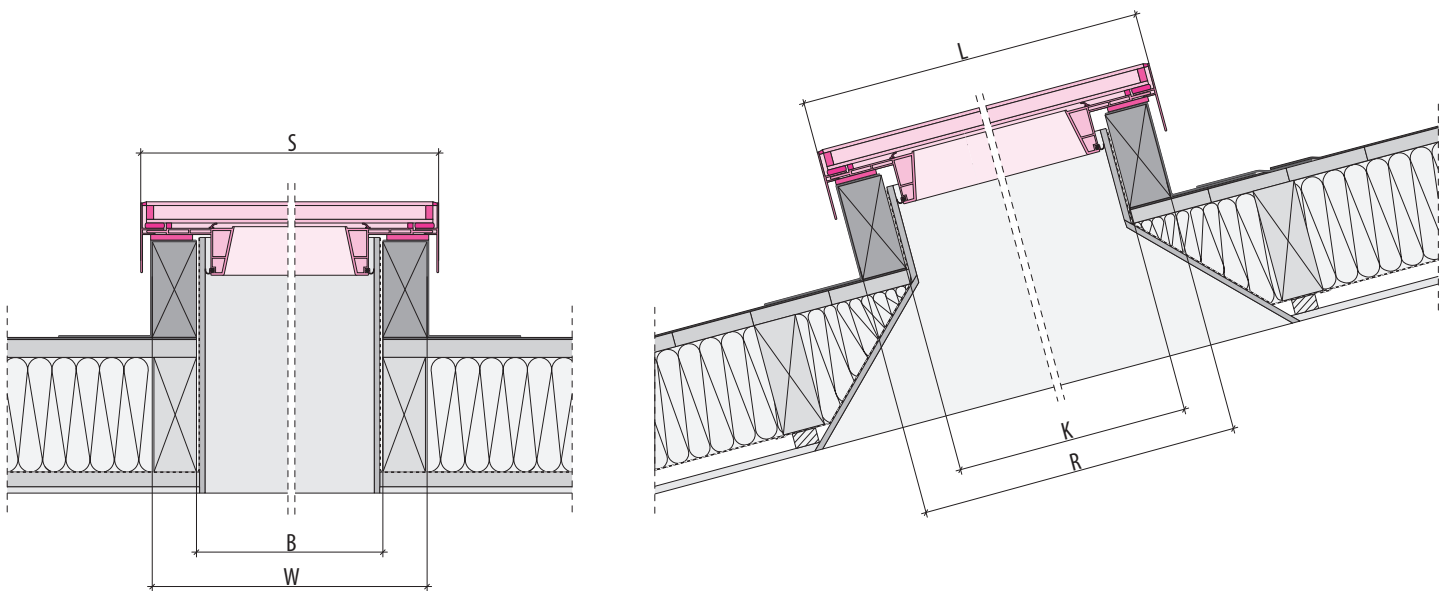
Flashings	EH-C - for roof tiles, corrugated metal and standing seam EL-C - for shingles and shakes
Ice and Water Guard	- Fakro Euroband or similar self-adhesive underlayment
Included mounting accessories	- Bit torx t20 - Installation screws #10 x 2 in.
External accessories	- SMZ solar awning blind
Internal accessories	- SRF blackout blind, SRP light reducing blind

#### Features:

- suitable for roof pitches between 0-60 degrees
- unique „infinity glass“ design
- low-emission and heat-reflecting double glazed glass
- warm spacer increases condensation resistance
- white PVC frame allows installation of internal blinds
- internal gasket system protects from condensation
- range of internal and external accessories
- 360° turn-around installation

V. DIMENSIONS

Size		14/30	14/46	22/22	22/30	22/34	22/46	22/70	30/30	30/46	34/34	34/46	46/46
<b>Outside curb dimensions (WxR)</b>	in.	17½ x 33½	17½ x 49½	25½ x 25½	25½ x 33½	25½ x 37½	25½ x 49½	25½ x 73½	33½ x 33½	33½ x 49½	37½ x 37½	37½ x 49½	49½ x 49½
<b>Inside curb dimensions (BxK)</b>	in.	14½ x 30½	14½ x 46½	22½ x 22½	22½ x 30½	22½ x 34½	22½ x 46½	22½ x 70½	30½ x 30½	30½ x 46½	34½ x 34½	34½ x 46½	46½ x 46½
<b>Outside frame (SxL)</b>	in.	19¼ x 35¼	19¼ x 51¼	27¼ x 27¼	27¼ x 35¼	27¼ x 39½	27¼ x 51¼	27¼ x 75½	35¼ x 35¼	35¼ x 51¼	39½ x 39½	39½ x 51¼	51¼ x 51¼
<b>Daylight area (glass)</b>	sq. ft.	3.12	4.63	2.45	3.49	4.01	5.58	8.71	4.98	7.95	6.57	9.13	12.70
	m <sup>2</sup>	0.29	0.43	0.23	0.32	0.37	0.52	0.81	0.46	0.74	0.61	0.85	1.18



FAKRO America LLC  
39 W. Factory Road, Addison, IL  
Ph: 630-543-1010 / office@fakrousa.com